



CM6HDFX

HOME THEATER LOUDSPEAKER



High Definition, Side/Rear Channel Effects, Ceiling Mounted Loudspeaker

- For use in multi-channel music or home theater systems

CM Ceiling Mount High Definition Home Theater Loudspeaker



CM6HDFx

Stock Number

FG01156

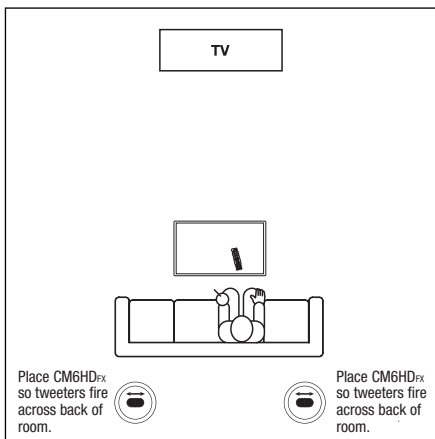
FEATURES AND SPECIFICATIONS

- 6-1/2" injection-molded TCC™ (talca, carbon, and ceramic-filled) polypropylene woofer offers extreme rigidity to reduce breakup and lower distortion
- Butyl rubber cone surround damps resonance and provides exceptional durability
- Dual 3/4" Teteron dome tweeters are fluid cooled and fire to either side providing a uniform, sound field that is ideal for special effects
- Baffle-mounted Direct/Diffuse switch creates realistic surround effects regardless of room placement or listening position
- Baffle mounted Treble Cut switch enables precise high frequency tone matching in any room
- Includes paintable, textured, pearl white ABS frame and Microperf® aluminum grille for a clean and unobtrusive installation
- Impedance: 8 ohms
- Recommended amplifier power: 10W to 125W
- Frequency: 60Hz – 21kHz +/-3dB
- Sensitivity: 88dB with 2.83V pink noise input, measured at 1 meter on axis
- Dimensions: 9-1/4" diameter
- Hole cutout dimensions: 8" diameter
- Depth behind ceiling: 3-3/4" (based on 1/2' drywall)

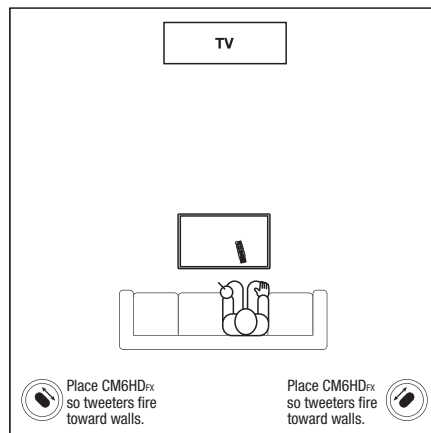
Warranty: Five-year limited

Shipping weight: 6 lbs.

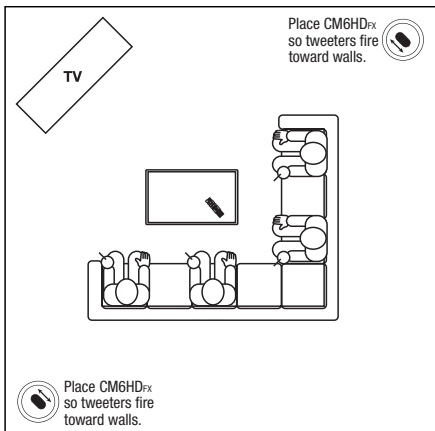
Application Guide



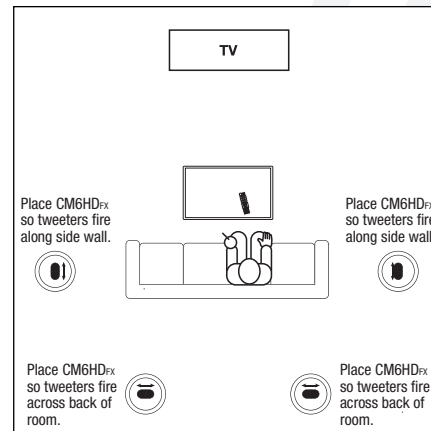
CM6HDFx loudspeakers placed near a back wall of a home theater room.



CM6HDFx loudspeakers placed near back corner walls of a home theater room.



CM6HDFx loudspeakers placed near back corner walls of a home theater room with an L-shaped sofa.



Two pairs of CM6HDFx loudspeakers reproduce Dolby EX surround sound in a home theater room using only DIFFUSE settings.